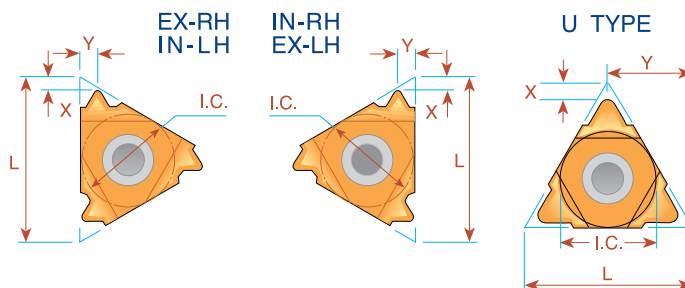



# Thread Turning Inserts

## Partial Profile 55°

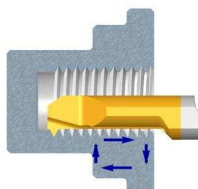


L	I.C. in	Pitch Range mm TPI	<b>EXTERNAL</b> Ordering Code		<b>INTERNAL</b> Ordering Code		X	Y
			Right Hand	Left Hand	Right Hand	Left Hand		
6	5/32	0.5 -1.25 48-20	<i>ULTRA MINIATURE</i> →		<b>*06 IR A55</b>	<b>*06 IL A55</b>	0.5	0.6
8	3/16	0.5 -1.5 48-16	<i>MINIATURE</i> →		<b>*08 IR A55</b>	<b>*08 IL A55</b>	0.6	0.7
8U	3/16U	1.75-2.0 14-11	<i>"U" MINIATURE</i> →		<b>*08U IR/L U55</b>		0.9	4.0
11	1/4	0.5 -1.5 48-16	<b>11 ER A55</b>	<b>11 EL A55</b>	<b>11 IR A55</b>	<b>11 IL A55</b>	0.8	0.9
16	3/8	0.5 -1.5 48-16	<b>16 ER A55</b>	<b>16 EL A55</b>	<b>16 IR A55</b>	<b>16 IL A55</b>	0.8	0.9
16	3/8	1.75-3.0 14- 8	<b>16 ER G55</b>	<b>16 EL G55</b>	<b>16 IR G55</b>	<b>16 IL G55</b>	1.2	1.7
16	3/8	0.5 -3.0 48- 8	<b>16 ER AG55</b>	<b>16 EL AG55</b>	<b>16 IR AG55</b>	<b>16 IL AG55</b>	1.2	1.7
22	1/2	3.5 -5.0 7- 5	<b>22 ER N55</b>	<b>22 EL N55</b>	<b>22 IR N55</b>	<b>22 IL N55</b>	1.7	2.5
22U	1/2U	5.5 -8.0 4.5- 3.25	<b>22U E/I/R/L U55</b>				0.9	11.0
27	5/8	5.5 -6.0 4.5- 4	<b>27 ER Q55</b>	<b>27 EL Q55</b>	<b>27 IR Q55</b>	<b>27 IL Q55</b>	2.0	2.9
27U	5/8U	6.5 -9.0 4 - 2.75	<b>27U E/I/R/L U55</b>				1.2	13.7

Order example: 16 ER G55 MXC

For small bore threading see page 82

\* Available only in BXC and BMA grades



## Type B

### Ground Profile with Sintered Chip-breaker



L	I.C. in	Pitch Range mm      TPI		<i><b>EXTERNAL</b></i>	<i><b>INTERNAL</b></i>	X	Y
				Ordering Code Right Hand	Ordering Code Right Hand		
16	3/8	1.75-3.0	14-8	<b>16 ER B G55</b>	<b>16 IR B G55</b>	1.2	1.7
16	3/8	0.5-3.0	48-8	<b>16 ER B AG55</b>	<b>16 IR B AG55</b>	1.2	1.7

Order example: 16 ER B G55 BMA

For Carbide Grade and Cutting Speed see page 60-61