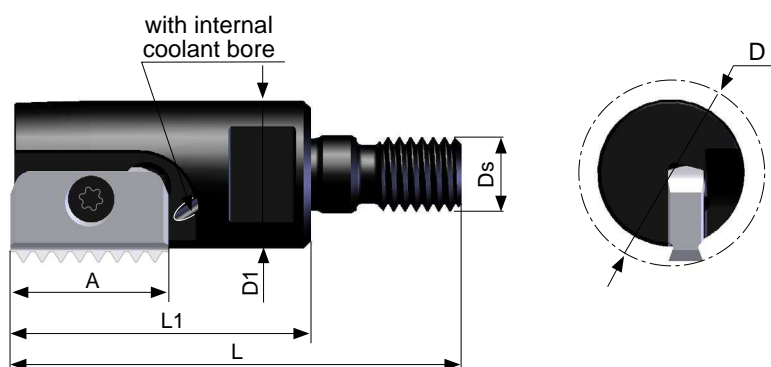
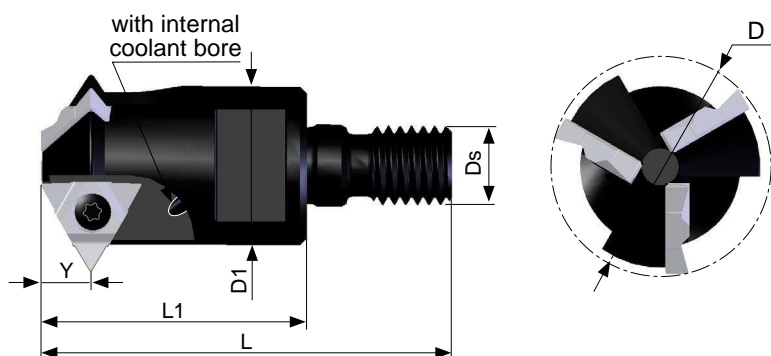


Toolholders

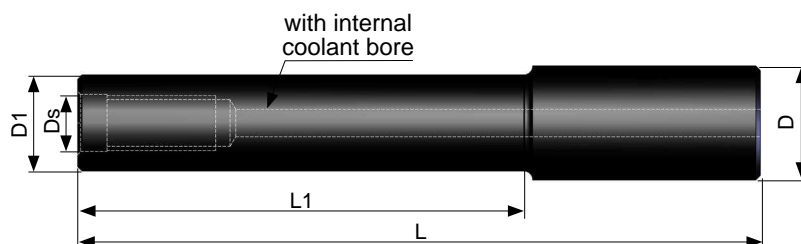


| Ordering Code | Insert size A | D | D1 | Ds | L1 | L | No. of Inserts | Screw | Key |
|----------------------|---------------|----|------|-----|----|----|----------------|-------|-----|
| SR0025D21-1 S | 21 | 25 | 19.7 | M10 | 40 | 60 | 1 | S21 | K21 |



| Ordering Code | Insert size | | Y | D | D1 | Ds | L1 | L | No. of Inserts | Screw | Key |
|-----------------------|-------------|------|-----|----|----|-----|----|----|----------------|-------|-----|
| | L | I.C. | | | | | | | | | |
| SR0033D16U-3 S | 16U | 3/8U | 7.6 | 33 | 24 | M12 | 40 | 60 | 3 | S16 | K16 |

Extensions



| Ordering Code | D | D1 | Ds | L | L1 |
|---------------------|----|----|-----|-----|-----|
| E16 M08 L80 | 16 | 15 | M08 | 80 | 30 |
| E20 M10 L80 | 20 | 18 | M10 | 80 | 30 |
| E20 M10 L130 | 20 | 18 | M10 | 130 | 80 |
| E25 M12 L100 | 25 | 21 | M12 | 100 | 50 |
| E25 M12 L150 | 25 | 21 | M12 | 150 | 100 |