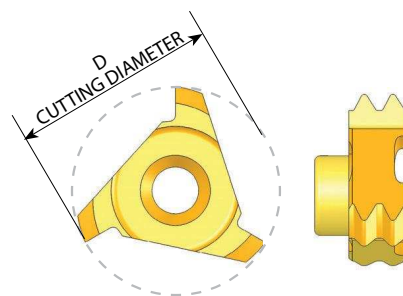


# CMT Vertical Milling

## G 55° BSW, BSF, BSP

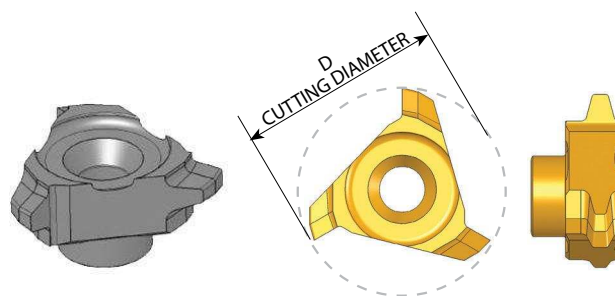
Same Insert for internal and external thread



Insert Type	Pitch TPI	Standard	Ordering Code	Number of Teeth	D	Holder Code
C10	19	G 1/4	<b>C10 19 W</b>	2	10.0	H1, 2, 12, 13
C12	19	G 3/8	<b>C12 19 W</b>	2	12.0	H3, 4, 5, 14, 15
C18	14	G 7/8	<b>C18 14 W</b>	2	17.8	H6, 7, 8, 9, 16
	11	G ≥ 1	<b>C18 11 W</b>	2	17.8	

## Trapez - DIN 103

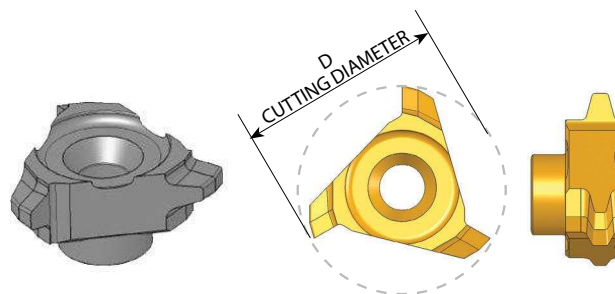
Inserts for internal thread



Insert Type	Pitch mm	Standard	Ordering Code	D	Holder Code
C10	2.0	∅ ≥ 16	<b>C10 I 2 TR</b>	10.0	H1, 2, 12,
C18	3.0	∅ ≥ 24	<b>C18 I 3 TR</b>	17.8	H6, 7, 8, 9, 16
	4.0	∅ ≥ 26	<b>C18 I 4 TR</b>	17.8	H16
	5.0	∅ ≥ 28	<b>C18 I 5 TR</b>	17.8	
C25	6.0	∅ ≥ 36	<b>C25 I 6 TR</b>	25.0	H10, 11, 17, 18

## Acme

Inserts for internal thread



Insert Type	Pitch TPI	Standard	Ordering Code	D	Holder Code
C18	5	1 1/8, 1 1/4	<b>C18 I 5 ACME</b>	18.0	H16
C25	4	1 1/2, 1 3/4, 2	<b>C25 I 4 ACME</b>	25.0	H10, 11, 17, 18

\* For complete toolholder description see pages 193 and 194