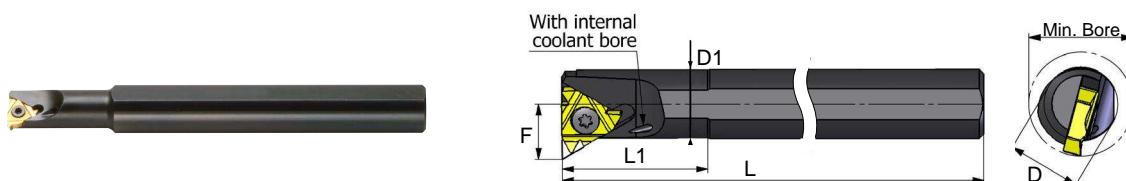



Internal toolholders with coolant bore



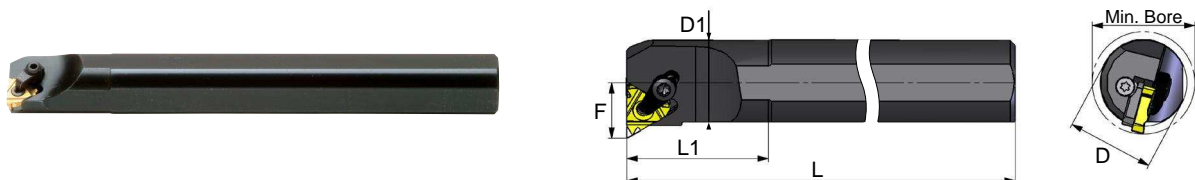
| Ordering Code Right Hand |  L | D | D1 | Min Bore Diam. | L | L1 | F | Insert Screw | Anvil Screw | Torx Key | RH Anvil | LH Anvil |
|-----------------------------|---|----|----|----------------------|-----|----|------|-----------------|----------------|-------------|-------------|-------------|
| *SIR 0010 K11B | 11 | 16 | 10 | 12 | 125 | 25 | 7.4 | S11 | - | K11 | - | - |
| *SIR 0013 M16B | 16 | 16 | 13 | 16 | 150 | 32 | 10.2 | S16S | - | K16 | - | - |
| *SIR 0016 P16B | 16 | 20 | 16 | 19 | 170 | 40 | 11.7 | S16S | - | K16 | - | - |
| SIR 0020 P16B | 16 | 20 | 20 | 24 | 170 | - | 13.7 | S16 | A16 | K16 | AI16 | AE16 |
| SIR 0025 R16B | 16 | 25 | 25 | 29 | 200 | - | 16.2 | S16 | A16 | K16 | AI16 | AE16 |
| SIR 0025 R22B | 22 | 25 | 25 | 29 | 200 | - | 18.1 | S22 | A22 | K22 | AI22 | AE22 |


*Toolholders without anvil

For **LEFT HAND** toolholders specify **SIL** instead of **SIR**

Toolholders are made with a **1.5° Helix Angle**. For other Helix Angles please see helix angle chart (page 65) in the technical section of this catalogue.

Internal toolholders with top clamp



| Ordering Code Right Hand |  L | D | D1 | Min Bore Diam. | L | L1 | F | Insert Screw | Clamp | Anvil Screw | Torx Key | RH Anvil | LH Anvil |
|-----------------------------|---|----|----|----------------------|-----|----|------|-----------------|-------|----------------|-------------|-------------|-------------|
| DIR 0020 P16 | 16 | 20 | 20 | 24 | 170 | - | 13.7 | S16 | C16 | A16S | K16 | AI16 | AE16 |
| DIR 0025 R16 | 16 | 25 | 25 | 29 | 200 | - | 16.2 | S16 | C16 | A16S | K16 | AI16 | AE16 |
| DIR 0032 S16 | 16 | 32 | 32 | 36 | 250 | - | 19.7 | S16 | C16 | A16S | K16 | AI16 | AE16 |
| * DIR 0025 R22 | 22 | 25 | 25 | 29 | 200 | - | 18.1 | S22 | C22 | A22 | K22 | AI22 | AE22 |

For **LEFT HAND** toolholders specify **DIL** instead of **DIR**

Two clamping methods can be used: screw or top clamp.

*Use K21 torx key for C22 clamp

Toolholders with 3.5° Helix Angle

| Ordering Code Right Hand |  L | D | D1 | Min Bore Diam. mm | L | L1 | F | Insert Screw | Torx Key |
|-----------------------------|---|----|----|-------------------------|-----|----|------|-----------------|-------------|
| SIR 0016 P16B-3.5 | 16 | 20 | 16 | 19 | 170 | 40 | 13.7 | S16S | K16 |
| SIR 0020 P22B-3.5 | 22 | 20 | 20 | 24 | 170 | - | 15.6 | S22S | K22 |

For **LEFT HAND** toolholders specify **SIL** instead of **SIR**