



Vertical Toolholders



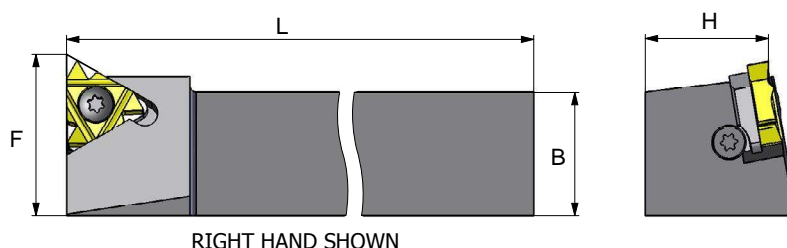
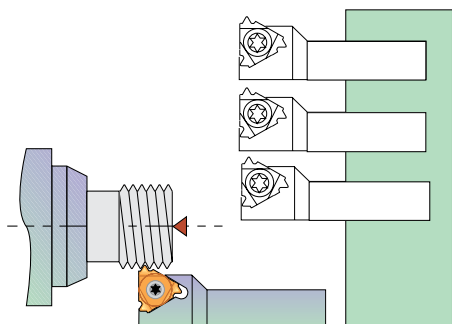
Ordering Code Right Hand	 L	D	* Min Bore Diam.	L	F	Insert Screw	Torx Key
SIR 0040T27V-T10	27	40	48	300	29	S27	K27
SIR 0050U27V-T10	27	50	58	350	34	S27	K27


For **LEFT HAND** toolholders specify **SIL** instead of **SIR**

* To be compare with given minimum bore profile.

Gang Toolholders

Gang Toolholders are External Holders, used in small automatic machines with a gang tool post.



Ordering Code Right Hand	 L	B=H	L	F	Insert Screw	Anvil Screw	Torx Key	RH Anvil	LH Anvil
*SER 8 8 H11G	11	8	100	12.0	S11	-	K11	-	-
*SER 10 10 H11G	11	10	100	14.0	S11	-	K11	-	-
SER 16 16 K16G	16	16	125	21.7	S16	A16	K16	AE16	AI16
SER 20 20 K16G	16	20	125	26.2	S16	A16	K16	AE16	AI16

*Toolholders with no anvil

For **LEFT HAND** toolholders specify **SEL** instead of **SER**